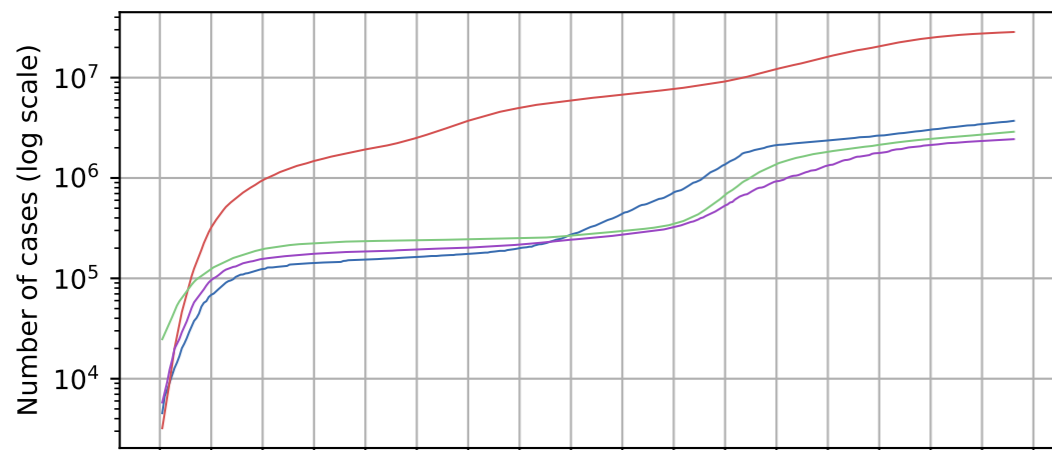
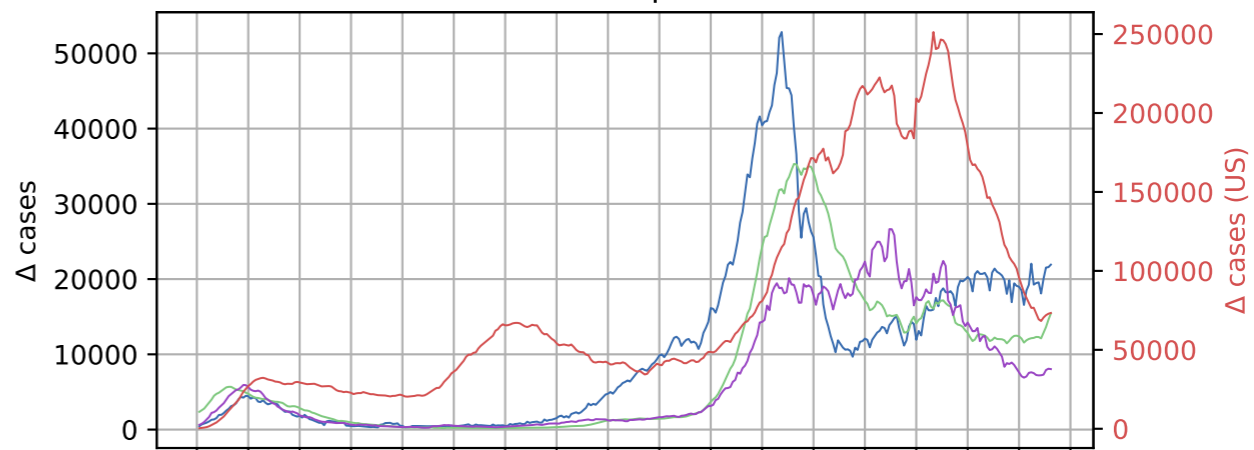


# Covid-19 situation on 26 February, 2021

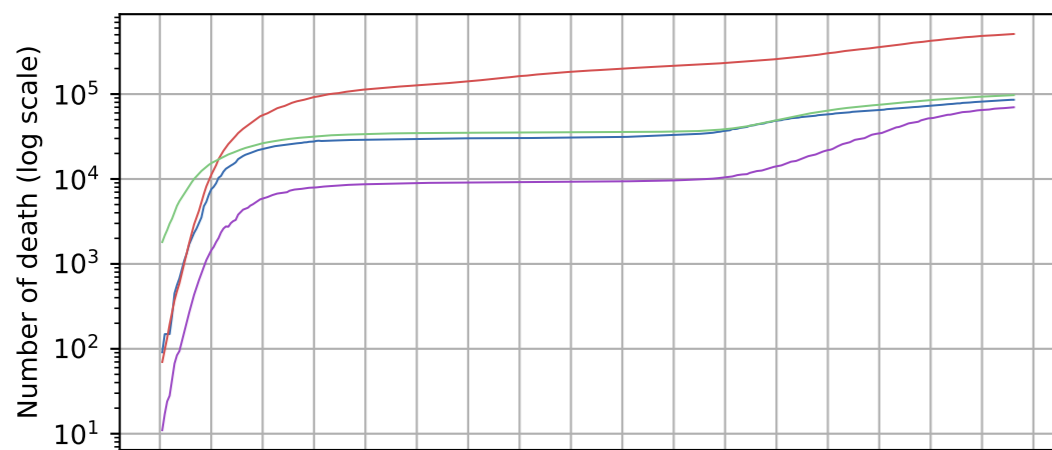
## Cumulated number of cases vs date



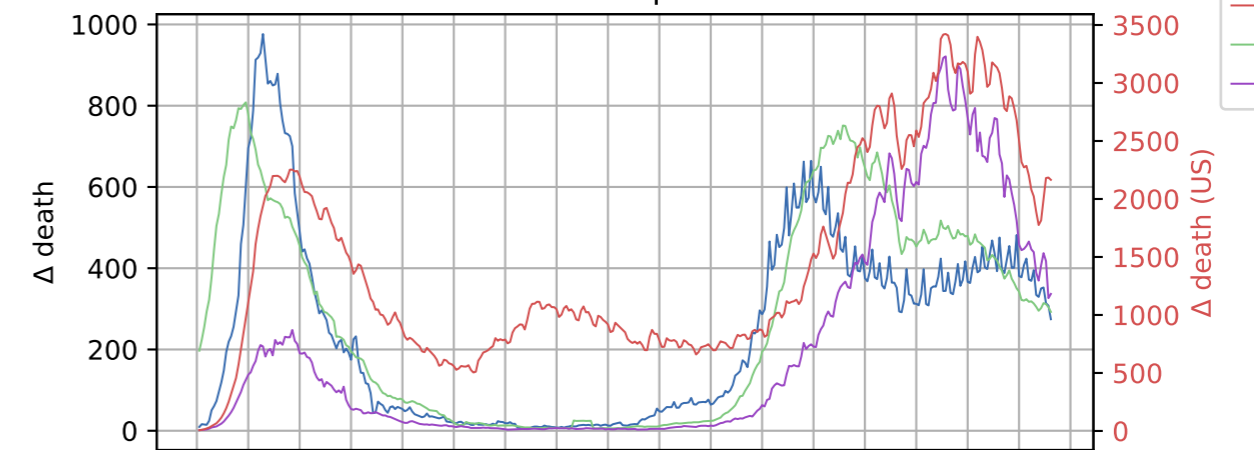
## New cases compared to d-1



## Cumulated number of death vs date



## New death compared to d-1




- France
- US
- Italy
- Germany

14/03/2020  
04/04/2020  
25/04/2020  
16/05/2020  
06/06/2020  
27/06/2020  
18/07/2020  
08/08/2020  
29/08/2020  
19/09/2020  
10/10/2020  
31/10/2020  
21/11/2020  
12/12/2020  
02/01/2021  
23/01/2021  
13/02/2021  
06/03/2021

Date

14/03/20  
04/04/20  
25/04/20  
16/05/20  
06/06/20  
27/06/20  
18/07/20  
08/08/20  
29/08/20  
19/09/20  
10/10/20  
31/10/20  
21/11/20  
12/12/20  
02/01/21  
23/01/21  
13/02/21  
06/03/21

Date



Source: John Hopkins University  
Graph: C.Houzard