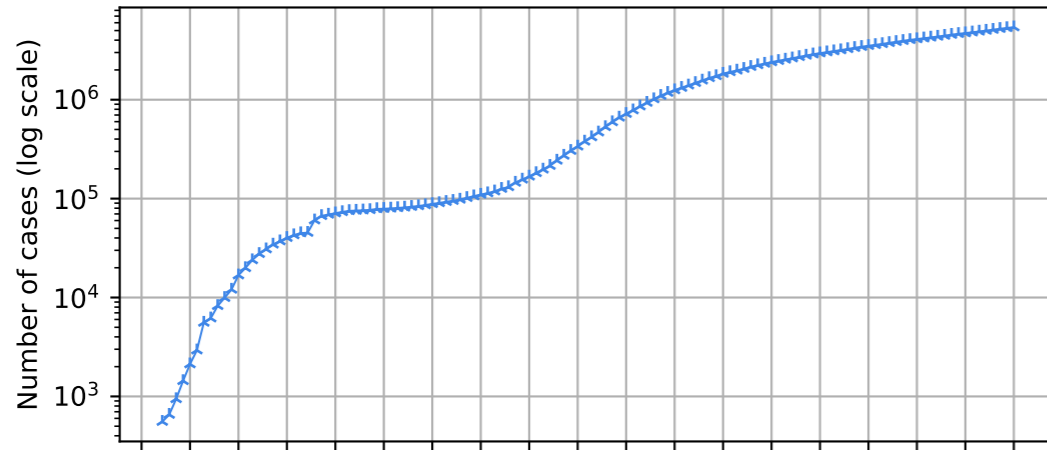
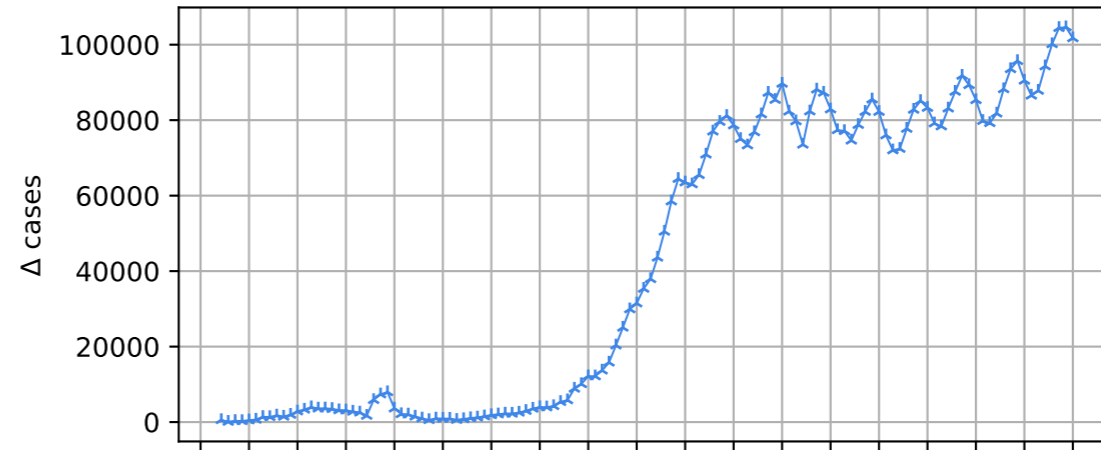


Covid-19 situation worldwide

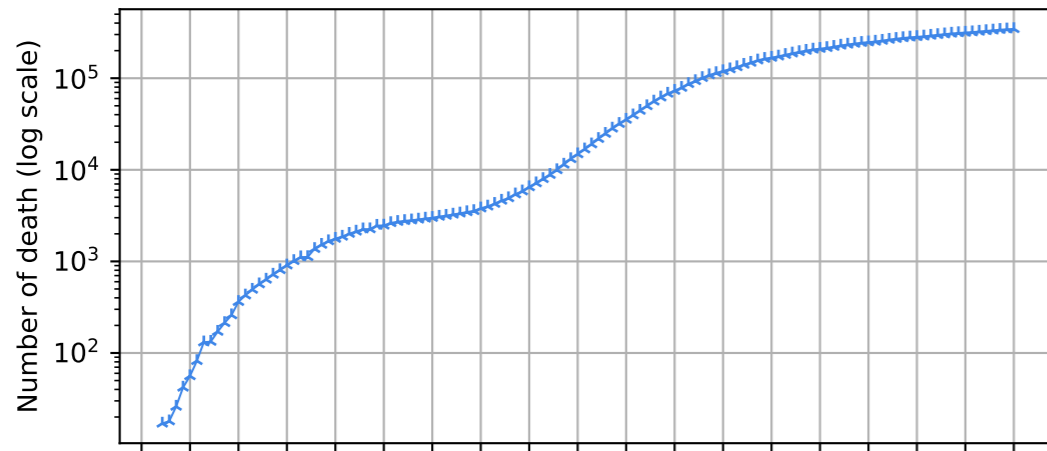
Number of confirmed cases vs date



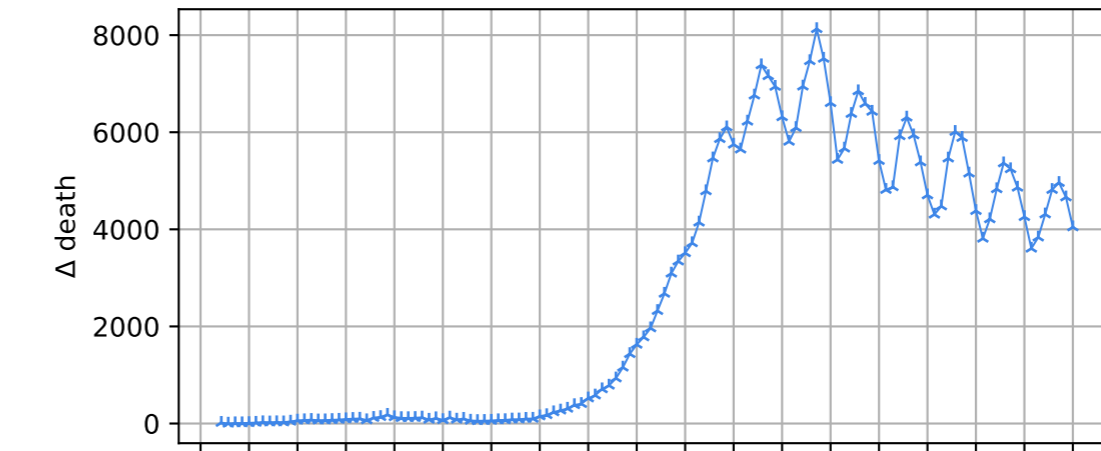
New cases compared to d-1



Number of confirmed death vs date



New death compared to d-1




World

19/01/2020
26/01/2020
02/02/2020
09/02/2020
16/02/2020
23/02/2020
01/03/2020
08/03/2020
15/03/2020
22/03/2020
29/03/2020
05/04/2020
12/04/2020
19/04/2020
26/04/2020
03/05/2020
10/05/2020
17/05/2020
24/05/2020

19/01/20
26/01/20
02/02/20
09/02/20
16/02/20
23/02/20
01/03/20
08/03/20
15/03/20
22/03/20
29/03/20
05/04/20
12/04/20
19/04/20
26/04/20
03/05/20
10/05/20
17/05/20
24/05/20

Date

Date



Source: John Hopkins University
Graph: C.Houzard